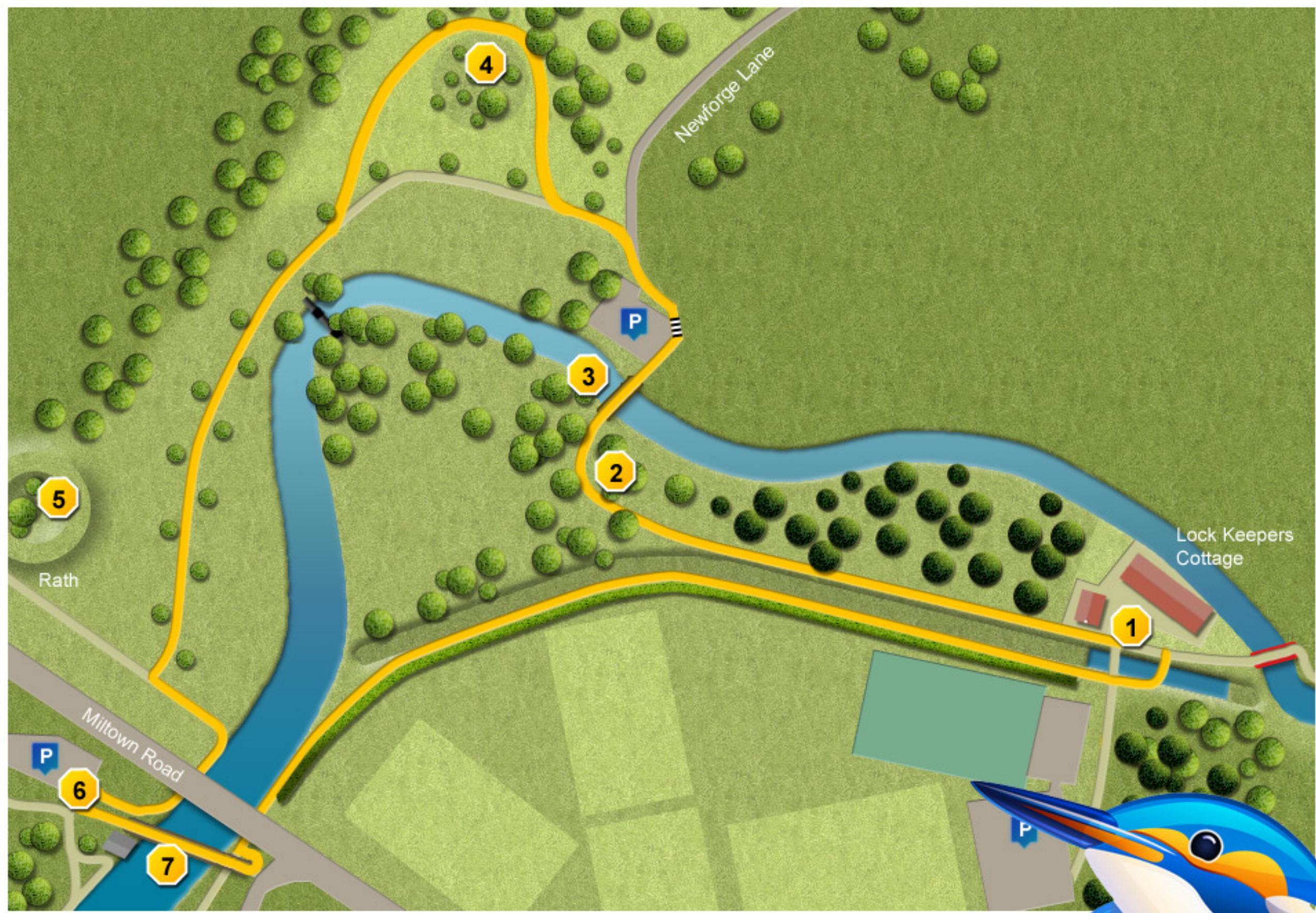


Lock Keeper's Cottage Trail Activity Pack





The Lock Keeper's Cottage



This is where George Kilpatrick lived with his family. He was a lock keeper here at lock number 3.



This is the cottage as you see it today. Can you circle some of the differences between then and now?



When do you think the picture on the left was taken?

1861

1052

1983



In the space below can you write a short description of what you think a Lock Keeper's job was?



Lock Number 3

A lock is used to raise the water level in the canal. When a lighter or barge was going upstream, the lock keeper would open the lower lock gate and the lightermen would steer the boat into the lock chamber. The lower gate would be closed. The sluice gate in the top lock gate was then opened to allow the water to flow in and raise the boat up. Once the water level has reached the same level as the canal ahead, the top gates would be opened and the lighter towed out by the horses.



What do you think these objects were used for?





The Woodland

This is a woodland. There are many different living things that make this their home.



What animals might live here?



In the picture above you can see that the woodland floor is covered in leaf litter. This is a great habitat for minibeasts. Can you find and record any minibeast you find?

Minibeast	Drawing	Tally count	Total
Snail			
Ladybird			
Woodlouse			
Spider			
Millipede			
Centipede			
Worm			
Ant			
Beetle			
Fly			



Trees of the Woodland

Using your tree identification chart, can you correctly identify 2 different trees? Draw the leaves or buds in the boxes below and label them.



Meet a tree ?

Choose a tree in the woodland.

Guess how old it is? _____

Now estimate how old the tree is by measuring the girth/circumference, then divide that number by 2.

This is because a tree grows around 2cm in circumference every year.

Girth of the tree _____ cm

Age of the tree is (Girth _____ cm \div 2 = _____ cm)



The River Lagan




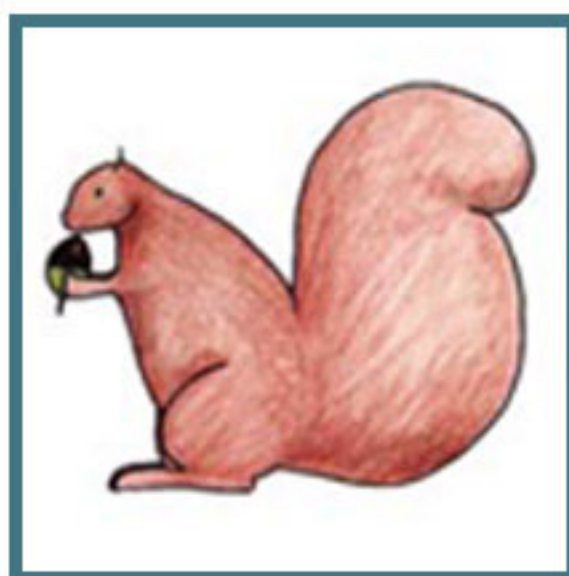



From the path you can see the River Lagan. Think about what kind of animals would live in or on the river.



Can you put a **circle** around creatures you would find in a river?

Can you put a **square** around creatures that live in the woods?

Can you put a **triangle** around creatures that live at the beach?





In the Meadow

Look at some of the plants and flowers growing around the meadow. Choose one that you find interesting to look at. In the space below do a pencil drawing of your plant or flower putting in as much detail as possible.



Can you tick which of the following you spotted in the meadow?



Red clover



Buttercup




White clover



Ladybird



Orchid



Grasshopper



Meadow Brown



Bee



Large White



Discovering the Natural World

Find a space on your own, sit down and in the circles below make a note of the colours, shapes and sounds you find.

Colours

Shapes

Sounds



Now, discuss and compare what you have observed with the rest of your class.



The Rath and Early Man

This "rath" or "hill fort" is a typical fortified farm built by early man. This rath is about 1500 years old.



The river was very important for people in the past. In the boxes below can you write or draw 4 things early man would have used the river for?



Two Bridges

Here you can clearly see both of the bridges . In the space below note the differences and the materials used to build each bridge.



Old bridge



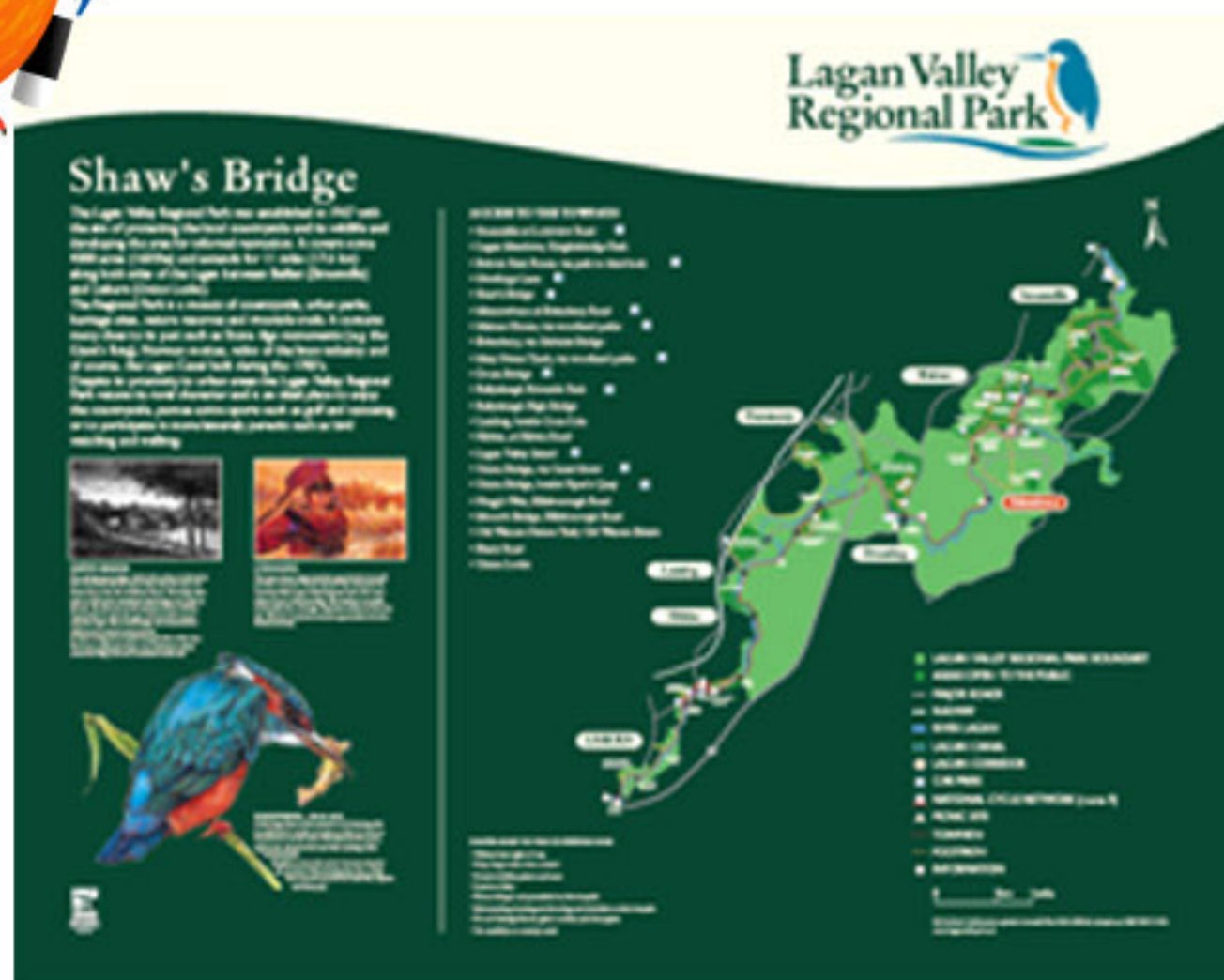
New bridge



Pretend one of the bridges has to be knocked down. Which one would you want to save and why?



Lagan Valley Regional Park



Can you draw the Lagan Valley Regional Park logo?



What year was Lagan Valley Regional Park established?

When was the canal built?

How many Shaw's Bridges have there been?

What material was used to build the first bridge?

When was the second bridge built?



What birds and mammals do you think you might find in the River Lagan?



From the Top of Shaw's Bridge

From the top of Shaw's Bridge, think of how the river and towpath are used for recreation or sport. In the boxes below draw or write the activity and beside it write what evidence there is for this.

Activity

Evidence

Activity

Evidence

Activity

Evidence




Birds on the River

As you walk along the river and canal keep a tally of the birds that you see.



King fisher



Moorhen



Little grebe



Mute swan


Tally



Dipper



Tufted duck



Mallard



Heron

Tally

Leaves



Alder

☐

Ash

☐

Beech

☐

Birch

☐

Elder

☐

Hawthorne

☐

Holly

☐

Horse Chestnut

☐

Ivy

☐

Lime

☐

Maple

☐

Oak

☐

Hazel

☐

Rowan

☐

Larch

☐

Sycamore

☐

Twigs and buds

Alder



Ash



Beech



Birch



Blackthorn



Elder



Hawthorn



Hazel



Horse Chestnut



Larch



Lime



Oak



Rowan



Sycamore



Maple

